

KL-FSB-6.4-4-D

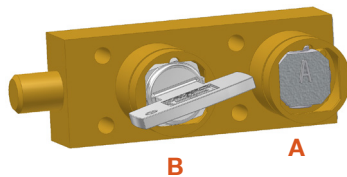
The KL dual key bolt interlock is a key operated mechanical bolt interlock suitable for the control of electrical switchgear. The standard unit comes with a 15,88 mm diameter bolt of variable length, that is used to control the rotation or movement of operating handles or toggles of electrical switchgear. Many suppliers of switchgear equipment have mounting kits available for Castell's interlocks. The lock is manufactured in brass or stainless steel making it ideal for use in harsh or corrosive environments. The KL bolt interlock is available in a double key or exchange key condition.

Operation

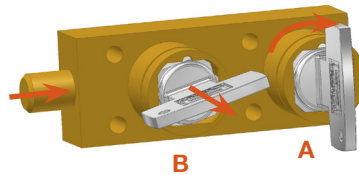
The Castell KL bolt interlock range is used on control of switchgear to inhibit movement of cams, toggles or levers.

KL dual key bolt interlock, exchange key condition

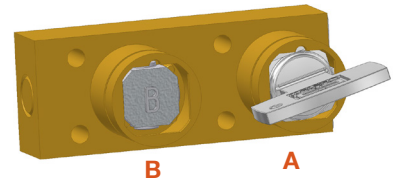
① Key A is free, while key B is trapped and bolt is extended.



② Insert and turn key A, then turn key B to drive bolt, releasing key B.




③ Key B is free, key A is trapped and bolt is retracted.



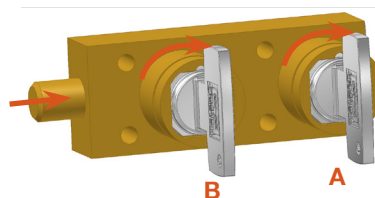
1. While the side bolt is extended and key B is trapped, key A is free. The disconnecter is locked by the extended bolt of the KL.
2. Inserting and turning key A in the bolt interlock enables rotation of key B, releasing the mechanism. This will trap key A into the lock.
3. Key A stays trapped while the bolt is retracted and key B is released.

KL dual key bolt interlock, double key condition

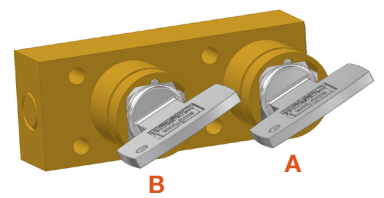
① Key A and key B are free, bolt is extended.



② Insert and turn both keys to drive bolt.



③ Keys are trapped, bolt is retracted.



1. While the side bolt is extended, key A and key B are free. The disconnecter is locked.
2. By inserting and turning key A and key B in the bolt interlock, you can retract the bolt, releasing the disconnecter. This will trap both keys into the lock.
3. Both keys stay trapped while the bolt is retracted.

The length of the bolt can be varied to suit the application but travel of the bolt is always 19,05 mm. The key is free when the bolt is extended. Insertion and rotation clockwise of the key will retract the bolt. The key will be trapped in bolt retracted position.

Usage

The KL dual key bolt interlock should be used as a part of a safety system to allow safe control of disconnect switches.



The KL bolt interlock is not designed for security purposes, such as safe or external access to a building. The KL bolt interlock is not designed to interlock gates or doors. Please refer to the AIE access interlock.

No hazardous substances were used in the manufacture of this product. The product can be disposed of in standard waste.

Installation

The housing of the KL bolt interlock should normally be mounted to a panel using suitable fasteners. Please refer to drawing on page 4 for more installation details.



IMPORTANT:

The interlock should be mounted using anti-tamper fasteners to prevent unauthorised removal.



The KL bolt interlock must be installed by a competent and qualified person who has read and understood these instructions. Please retain this document in your technical file.

Force required to shear lock bolt is 30KN for stainless steel and 19KN for brass interlocks.

Maintenance

Periodic visual checks should be carried out by the site manager / safety officer.
Do not lubricate lock barrel with oil or grease, use CK Dry Powder Graphite if necessary.



In case of detected defects please contact your nearest Castell Support Department for further actions.
Please see Contact section for contact details.

Technical Data

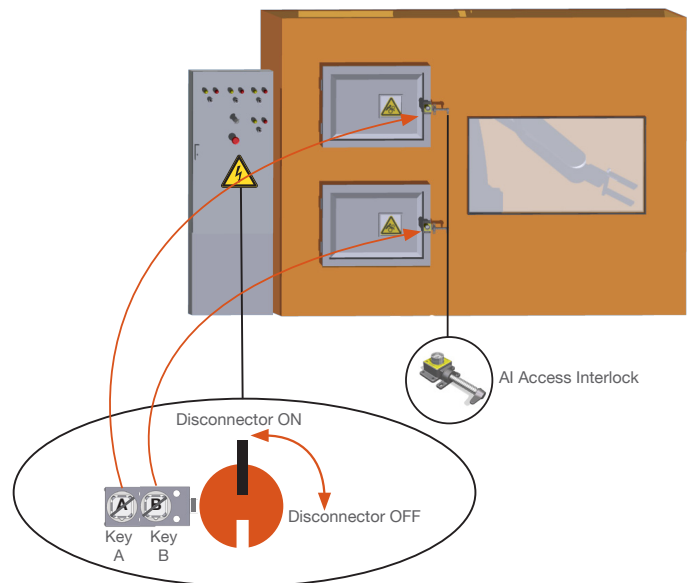
Temperature rating	Minimum: -40°C [-40°F] ice free for Q & FS-Type
	Maximum: 107°C [224,6°F] for Q-Type/140°C [284°F] for FS-Type
Type of mounting	Surface mount using suitable fasteners (please refer to drawing on page 4 for more details)
Weight	1,4 kg
Material	Brass/Stainless steel
MTTF Certification	Available on request

Application

KL dual key bolt interlocks are used as a part of a safety system. A typical application is where the electrical and pneumatic supplies to the machine are switched on and the access doors to the hazardous area are locked closed.

Key A and B are trapped in the KL bolt interlock, preventing access to the machine area. To enter the area, the pneumatic supply must be turned off. Turning the keys in the KL bolt interlock will extend its bolt. The released keys ensure the bolt remains in extended position locking off the disconnecter. The released keys can now be taken to the machine area to gain access via the AI access interlocks.

The disconnecter cannot be switched on until both access doors are locked closed and both keys replaced in the KL bolt interlock.



EC-Declaration

We, the manufacturers, declare that the components, detailed herein and placed on the market, comply with all the essential health and safety requirements applying to them.

Empowered signatory:

Mr T.C. Whelan
Managing Director

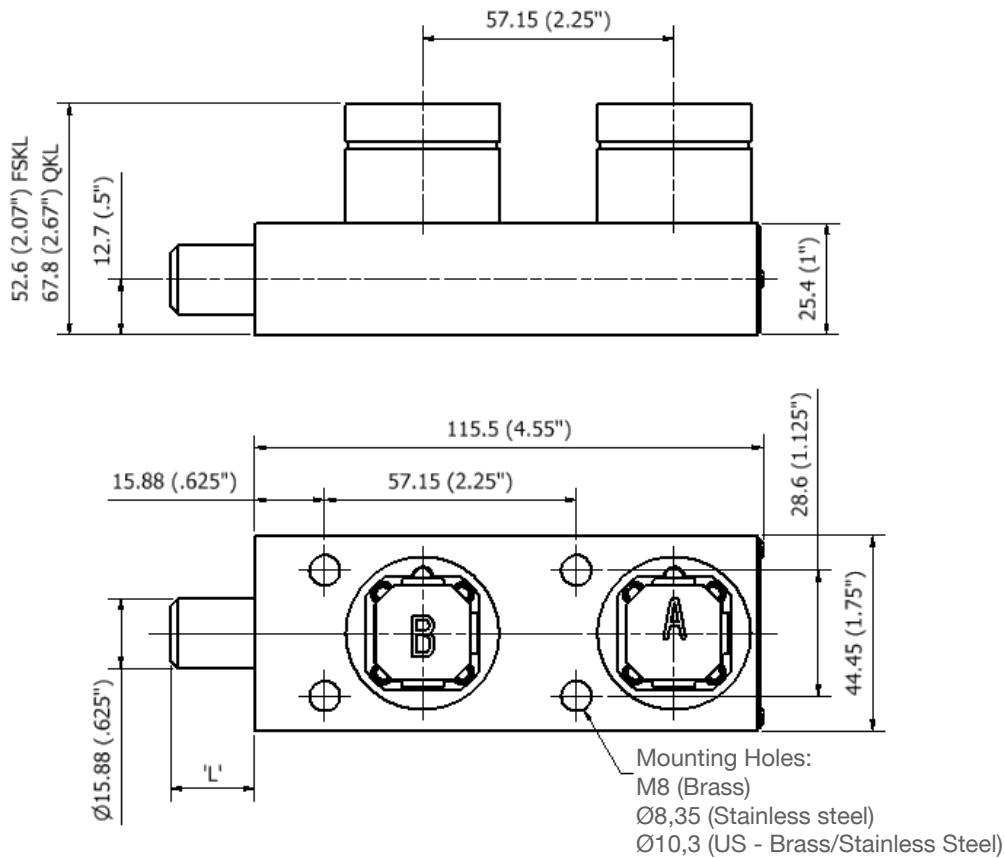


Drawing

Dimensions:
in mm

Note: For safe mounting, use security screws

KL, form 4



L Dimension Retracted bolt length (in mm)	Extended bolt length (in mm)
0	19,05
6,35	25,40
12,70	31,75
19,05	38,10
25,40	44,45

Order Information

	Product Type	1	2	3	4	5	6
Part Number	KL						
Example	KL	FS	B	1S	6,4	1	D


7 [] **Primary Key Symbol**
(double key condition)

8 [] **Secondary Key Symbol**
(double key condition)

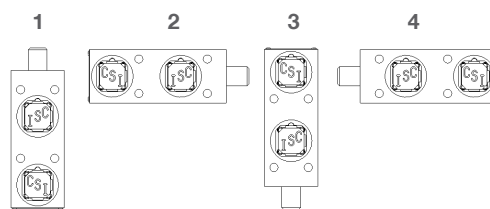
1	Lock portion type	FS ⁽¹⁾ / Q ⁽¹⁾
2	Material	B = Brass / S = Stainless steel
3	Number of lock portions	1S = 1 secondary key (2 locks) 2S = 2 secondary keys (3 locks) 3S = 3 secondary keys (4 locks)
4	L Dimension (bolt length when retracted) in mm	0 / 6,4 / 12,7 / 19,1 / 25,4
5	Form	1 / 2 / 3 / 4 ⁽²⁾
6	Key Condition	D = double key condition / E = exchange key condition (see operation details, page 1)
7	Lock portion symbol: Isolation key (for exchange key condition) or Primary key (for double key condition)	FS ⁽¹⁾ up to 3 characters / Q ⁽¹⁾ up to 6 characters
8	Lock portion symbol: Personnel key(s) (for exchange key condition) or Secondary key(s) (for double key condition)	FS ⁽¹⁾ up to 3 characters / Q ⁽¹⁾ up to 6 characters

(1) **FS - Lock type**
Up to 3 symbols

Q - Lock type
Up to 6 symbols



(2) **Form**



Contact Information

Castell Safety International Ltd.
The Castell Building
217 Kingsbury Road
London, England NW9 9PQ

t: +44 (0) 20 8200 1200
f: +44 (0) 20 8905 9378
e: uksales@castell.com

Castell Safety International Ltd.
Oskar-Jäger-Strasse 137
50825 Köln
Germany

t: +49 (0) 221 1694 794
f: +49 (0) 221 1694 795
e: vertrieb@castell.com

Castell Interlocks Inc.
Suite 800
150 N Michigan Avenue,
Chicago, Illinois 60601
USA

t: +1.312.360.1516
f: +1.312.268.5174
e: ussales@castell.com

Castell Safety China
Building 1, No. 123,
Lane 1165, Jindu Road,
Minhang District,
Shanghai 201108, China.

t: +86 21 61519023
f: +86 21 61519030
e: chinasales@castell.com

While every effort has been made to ensure the accuracy of the information provided, no liability can be taken for any errors or omission. Castell Safety International Limited reserves the right to alter specifications and introduce improvements without prior notice.