

X-FSB-H-1/3

The X key exchange box is designed to enable the release of keys by the insertion of one or more primary key(s). The need for this type of product usually arises when there are multiple points of entry. The unit will generally be the link between the isolation locks and the access products. The product is supplied in an enclosure suitable for surface mounting and is available in a number of configurations and number of locks.

Operation


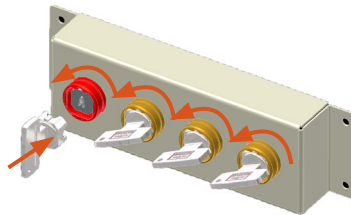

Castell Key Exchange Boxes are used in various applications to control (multi-)door access(es) to hazardous areas.

X key exchange box, horizontal mount

① 1 key is free, 3 keys are trapped.

② Insert and turn the free key, then turn and release the trapped keys in a sequence.

③ 1 key is trapped, 3 keys are released



1. While 1 key is free which is usually used in a power isolation, 3 keys are trapped.
2. By inserting and turning the free key in the X key exchange box, trapped keys can be sequentially released. The released keys can be used in the access door locks to gain access to the hazardous area.
3. The inserted key stays trapped until all released keys are returned to their original position.

The X key exchange box is available in different combinations of free and trapped keys and also in a vertical mounting version.



Usage

X key exchange boxes should be used to allow a safe access to potential hazardous and dangerous areas with one or more access points.



The X key exchange box is not designed for security purposes, such as a safe or external access to a building.

No hazardous substances were used in the manufacture of this product. The product can be disposed of in standard waste.

Installation

The X key exchange box should normally be mounted on the static frame using suitable fasteners. Please refer to the drawing on page 4 for maximum and minimum mounting distance and hole details. The X key exchange boxes are available in horizontal and vertical mounting versions. Anti vibration pads should be used on machines that generate a high level of vibration.



IMPORTANT:

The X key exchange box should be mounted using anti-tamper fasteners to prevent unauthorised removal.



The X key exchange box must be installed by a competent and qualified person who has read and understood these instructions. Please retain this document in your technical file.

Maintenance

Periodic visual checks should be carried out by the site manager/safety officer.
Do not lubricate lock barrel with oil or grease, use CK Dry Powder Graphite if necessary.



In case of defects being detected please contact your nearest Castell Support Department for further actions.
Please see Contact section for contact details.

Technical Data

Temperature rating	Minimum: -40°C [-40°F] ice free for Q & FS type
	Maximum: 107°C [224,6°F] for Q type/140°C [284°F] for FS type or 288°C [550°F] upon request
Type of mounting	Surface mount using suitable fasteners (please refer to drawing on page 4 for more details)
Weight	Brass: 1 kg for 2 lock options, add 0,5 kg per additional portion
	Stainless steel: 1 kg for 2 lock options, add 0,5 kg per additional portion
Material	Brass or stainless steel
MTTF Certification	Available on request

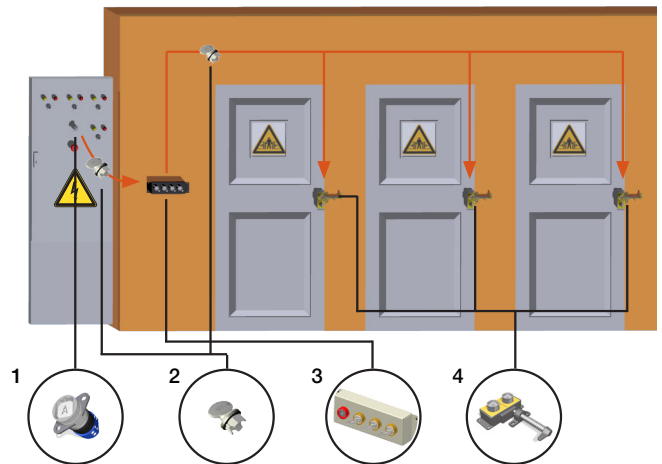
Application

A typical application of the X key exchange box is machine guarding with one or more access points to the hazardous area.

The key exchange box is used as a part of a safety system, which ensures a machine is shut down, before access to the hazardous area is allowed. The system involves a KS key switch for the electrical supply and typically more than one AIE access interlocks for full body access.

The removal of the isolation key from the key switch isolates the electrical supply to the machine. This key is taken to the X key exchange box to release the trapped keys. The released keys are used to gain access through the AIE door interlocks.

The machine cannot be restarted until all keys are returned to the key exchange box and the power isolation key is removed and taken to the KS key switch.



EC-Declaration

We, the manufacturers, declare that the components, detailed herein and placed on the market, comply with all the essential health and safety requirements applying to them.

Empowered signatory:

Mr T.C. Whelan
Managing Director

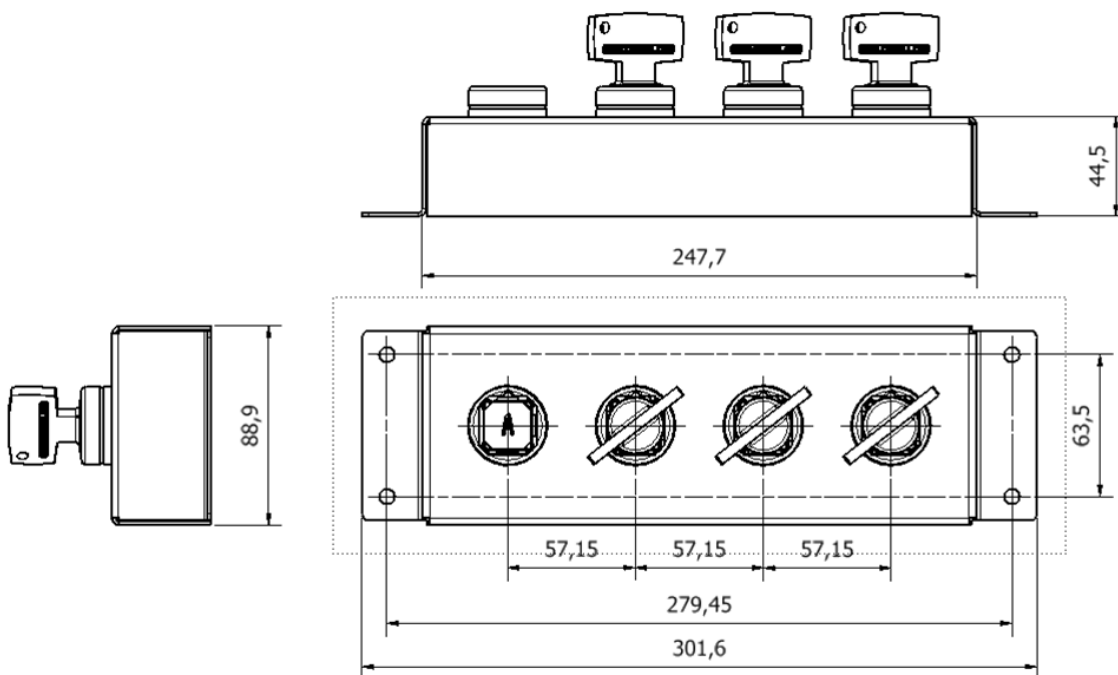


Drawing

Dimensions:
in mm

Note: For safe mounting, use security screws

X, horizontal mount




Order Information

Product Type	1	2	3	4	5						
Part Number	X	-		-		-		-		-	
Example	X	-	FS	B	-	H	-	1	/	3	
	6										
	A1	Free Key Symbol(s)/keys in									
	7										
	B1	Trapped Key Symbol(s)/keys out									


1	Lock portion type	FS ⁽¹⁾ / Q ⁽¹⁾
2	Material	B = Brass S = Stainless steel
3	Mounting	H = Horizontal V = Vertical
4	Number of free keys (keys in)	please specify
5	Number of trapped keys (keys out)	please specify
6	Lock portion symbol(s), free keys - all to be advised separately	FS ⁽¹⁾ up to 3 characters / Q ⁽¹⁾ up to 6 characters
7	Lock portion symbol(s), trapped keys - all to be advised separately	FS ⁽¹⁾ up to 3 characters / Q ⁽¹⁾ up to 6 characters

(1) **FS - Lock type** **Q - Lock type**
Up to 3 characters Up to 6 characters



Special construction available upon enquiry

Accessories

	Product	Part number
	Flip Cap	FLIP-S

Contact Information

Castell Safety International Ltd.
The Castell Building
217 Kingsbury Road
London, England NW9 9PQ

t: +44 (0) 20 8200 1200
f: +44 (0) 20 8905 9378
e: uksales@castell.com

Castell Safety International Ltd.
Oskar-Jäger-Strasse 137
50825 Köln
Germany

t: +49 (0) 221 1694 794
f: +49 (0) 221 1694 795
e: vertrieb@castell.com

Castell Interlocks Inc.
Suite 800
150 N Michigan Avenue,
Chicago, Illinois 60601
USA

t: +1.312.360.1516
f: +1.312.268.5174
e: ussales@castell.com

Castell Safety China
Building 1, No. 123,
Lane 1165, Jindu Road,
Minhang District,
Shanghai 201108, China.

t: +86 21 61519023
f: +86 21 61519030
e: chinasales@castell.com

While every effort has been made to ensure the accuracy of the information provided, no liability can be taken for any errors or omission. Castell Safety International Limited reserves the right to alter specifications and introduce improvements without prior notice.