



The Future of Safety is Here



Salvo

Loading Dock Safety



Protect Your Dock Workers. Prevent Unscheduled Truck Departure with Salvo.

OSHA reported that about 4,800 loading dock accidents annually are due to a lift truck running off the loading dock. Many times near misses are not even reported. The problem of unauthorized truck departures at a dock during loading or unloading of trailers is obviously a very dangerous reality for many companies.



Ease of Use

Salvo is a fool-proof system that forces a safe sequence of actions to be followed. It therefore eliminates human-error and the need for written procedures.

Safety

Cost effective protection for personnel at loading docks.

Fast Installation

The Salvo kit makes mounting and wiring a simple task. Its fast installation allows for minimum site disruption and downtime.

Versatility

The Salvo system works for all vehicle types. Salvo can also interlock with other existing dock safety products such as dock levelers, dock restraints, traffic lights, etc.

Reliability

Salvo utilizes the braking system of the trailer as the restraint. When the air is released from the trailer's brake line, the mechanical brakes automatically engage. Applying the Salvo SGL keeps the brakes locked until loading/unloading is complete.



Step 1


Lock the Trailer Brakes



The Salvo Gladhand Lock (SGL) is the cornerstone to the Salvo system. This patented design will only allow the key to release once the SGL is applied to trailer gladhand coupling. Once the SGL is locked on it ensures that the trailer brakes are applied, preventing unscheduled departures. Only then can the large heavy duty Salvo key be released.

Step 2

Open the Loading Dock Door



Option A - Outdoor Automatic Solution

The key released from the SGL in Step 1 is inserted into the Salvo Control Panel (SCP). This sends an electrical signal to unlock the dock door and to internal and external traffic lights that provide clear communication to the truck driver and your dock workers.

Solutions available for power and manual doors.

Option B - Manual Indoor Solution

The key released from the SGL in Step 1 is brought inside and inserted into a mechanical lock (SMDL) that directly unlocks the door. *An additional option is to add electrical contacts to the mechanical lock (SMDL-EI). The contacts can be used to switch traffic lights, lockout motor controls for power doors and/or interlock powered dock levelers.*

Step 3

Safely Load/Unload & Depart

While the door is open the key is trapped
...in the SCP if Step 2 - Option A
...in the SMDL if Step 2 - Option B.

The key cannot be released until the dock door is closed, loading has finished and most importantly, after the dock workers are safe.

Now that the door is closed and the key is free, the key can be taken to the trailer to remove the SGL lock from the brake line. Once removed, the truck may safely depart.

Conform to Government Standards


















Salvo ensures you meet government safety regulations without wheel chocks or restraints.

OSHA's wheel-chocking requirement for commercial vehicles as defined by FMSCA's wheel-chocking regulation are preempted by FMSCA's braking regulation. See [29 CFR 1910.178 (k)(1)], [49 U.S.C. 31132] and [49 CFR Part 393], respectively.

Salvo Kits

Product	Part #	Description
SAPD	SAPD	Salvo Automatic System for Power Doors: Contains SGL, SCP, 2 x STL, STLS
SAMD	SAMD	Salvo Automatic System for Manual Doors: Contains SGL, SCP, SADL, SBC, 2 x STL, STLS
SML-EI	SML-EI	Salvo Manual System Kit with Electrical Contacts: Contains SGL, SMDL-EI, SBC
SML	SML	Salvo Manual System Kit: Contains SGL, SMDL, SBC

Salvo Part List

Image	Product	Part #	Description
	SGL	006504	Salvo Glad Hand Lock
	CLUB	510.0008	Salvo Club
	SGLEI	510.0005	Salvo Glad Hand Lock Storage Enclosure Interior
	SGLEE	510.0004	Salvo Glad Hand Lock Storage Enclosure Exterior
	SBC	510.0006	Salvo Barrier Chain Kit
	SDMB	510.0047	Salvo Door Mounted Bolt
	SMDL-R	AI-FSAL-2-0CH	Salvo Manual Door Lock, Bolt Entry, Right/Hand-2, Bolt with 0" Chain
	SMDL-L	AI-FSAL-1-0CH	Salvo Manual Door Lock, Bolt Entry, Left/Hand-1, Bolt with 0" Chain
	SMDL-EI-R	AIS-FSS-2-SDMB	Salvo Manual Door Lock with Electrical Interlock, Right/Hand-2 with SDMB
	SMDL-EI-L	AIS-FSS-1-SDMB	Salvo Manual Door Lock with Electrical Interlock, Left/Hand-1 with SDMB
	SCP	IMS08703	Salvo Control Panel
	SADL	PDS03338	Salvo Automatic Door Lock, Bolt Entry
	STL	510.0031	Salvo Traffic Light
	STLS	510.0032	Traffic Light Sign
	BOLLARD	510.0000	Bollard
	SWB	520.0000	Salvo Wall Bracket
	FKW6-S-RED-MASTER	FKW6-S-RED-MASTER	Master Key with "Hold Harmless Agreement ONLY"
	FKW6-S	FKW6-S	Salvo Replacement Stainless Steel Key
	CHOCK	CHOCK	Interlocked Wheel Chock - for LTL, and Small Parcel Vehicles

150 N. Michigan Avenue
Suite 800, Chicago, IL 60601

Distributed by



t: 1.312.360.1516
f: 1.312.268.5174
toll free: 1.877.341.3075
www.castell.com